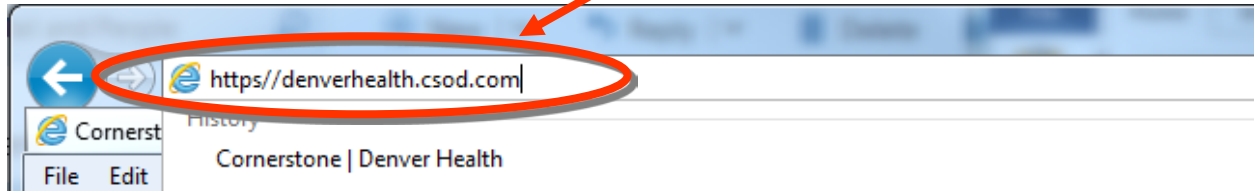


All Users:

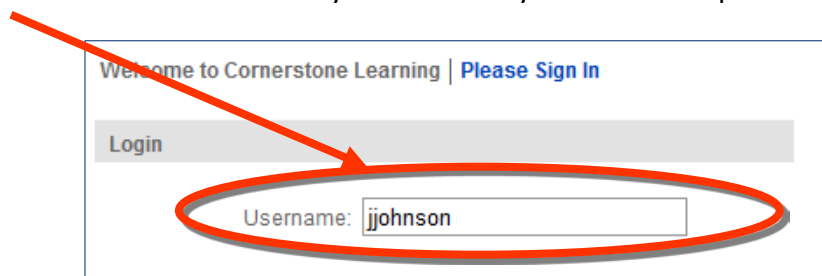
Access Cornerstone from Outside the Denver Health Network

This job aid describes how to access Cornerstone Learning if you are **outside the Denver Health network** and are not connected via VPN or Remote Access.

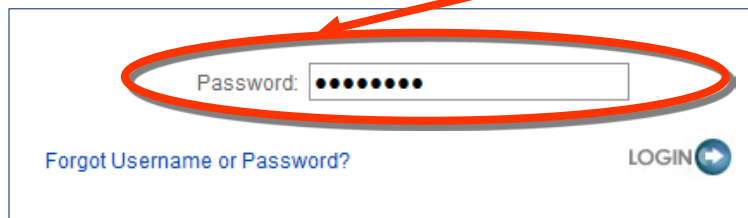
- 1) Open a window in the browser of your choice (Internet Explorer, Google Chrome, Mozilla Firefox, etc.,) and, in the browser line, type <https://denverhealth.csod.com> .



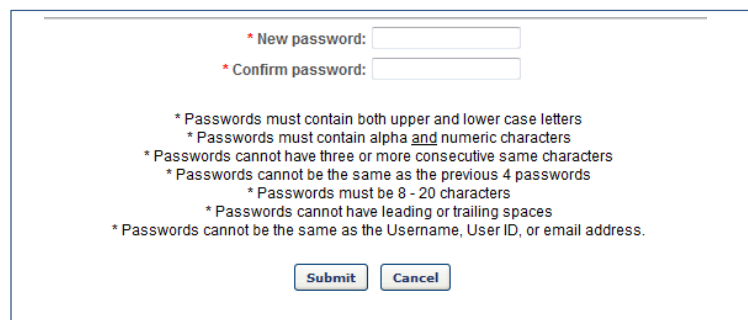
- 2) You are brought to the Cornerstone external login page. In the **Username** field, enter your **Denver Health Network ID**—the same one you use when you are on campus.



- 3) In the **password** field, type in the **temporary password of P4ssw0rd**. ("0" is a zero.)



- 4) You will be asked to create a new password. For simplicity, you may wish to use your DH Network password, so that you don't need to remember a different one.



* New password:

* Confirm password:

* Passwords must contain both upper and lower case letters
* Passwords must contain alpha and numeric characters
* Passwords cannot have three or more consecutive same characters
* Passwords cannot be the same as the previous 4 passwords
* Passwords must be 8 - 20 characters
* Passwords cannot have leading or trailing spaces
* Passwords cannot be the same as the Username, User ID, or email address.